

MCS250S-1-SRAU

Powered by CUMMINS

*PHOTOS FOR REFERENCE ONLY



Applicable Standards

- ISO 8528 – 5:2018
- GB/T2820.5 – 2009
- CE

Environmental Conditions

- Ambient temperature: +5°C ~ +40°C
 - Altitude: ≤ 1000m
- Remark: If your conditions are different from the above, please contact our sales.

Factory Inspection

- Complete design and quality inspection
- 0%, 25%, 50%, 75%, 100%, 110% load test.
- Function test.
- Protection test
- Visual inspection

Painting Process

- MPMC has the most advanced automatic spraying / powder coating production line, and is equipped with various sandblasting equipment to ensure higher quality.
- Canopy painting: Rigorous pretreatment process and world famous brand powder.
- Base Frame painting: Sandblasting process and world famous brand powder (Hempel paint is optional).



ISO9001 : 2015
Quality System Certified



ISO14001
System Certification



ISO45001
OHS System Certification




CE Certificate

Heavy duty engine, replaceable filters, anti-vibration mount, operation manuals.

General Information

Rated Prime Power (kVA)	250
Rated Prime Power (kW)	200
Rated Standby Power (kVA)	275
Rated Standby Power (kW)	220
Rated Frequency (HZ)	50HZ
Rated Speed (RPM)	1500RPM

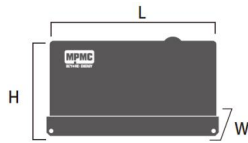


GENSET

hire and sales australia

Rated Voltage (V)	415
PF	0.8
Control System	Digital
Engine Model	6LTAA8.9-G2
Alternator Model	UCDI 274K

Dimensions & Weight



24h bunded fuel tank, 3600*1430*2180mm

Note: Specifications and illustrations are subject to revision without notice.

Engine Specifications


Engine	
Engine Model	QSL8.9-G34
Manufacturer	CUMMINS
Place of Origin	DCEC/China
Emission	T3
Cylinder Arrangement	Vertical inline
Number of Cylinders	6
Cycle	4 stroke
Aspiration	Turbocharged
Bore x Stroke (mm)	114 x 144.5 (mm)
Displacement (L)	8.9 L
Speed Governor	ECU
Switchable	N
Engine Gross Prime Power (kW)	235
Engine Gross Max. Power (kW)	259
Lube-oil Capability (L)	23.4 L
Fuel Consumption@110% load (L/h)	64.24
Fuel Consumption@100% load (L/h)	58.4
Fuel Consumption@75% load (L/h)	43.8
Fuel Consumption@50% load (L/h)	29.2
Starter Motor/ Charger Alternator (Vdc)	24 Vdc

Engine Accessories

Manual oil pump	HTG1009
For QSL8.9-G34	50°C, Off-engine Radiator
Fuel-water separator (Engine origin)	Yes

Alternator Specifications

Alternator	
Alternator Model	UCDI 274K
Manufacturer	Stamford
Rated Output Power (kVA)	250
Alternator Type	Brushless
Phase	3



GENSET

hire and sales australia

Poles	4
Exit Leads	12
Rated Voltage (V)	415
Rated Speed (RPM)	1500RPM
IP Protection Class	IP 23
Insulation Grade	H
Winding Pitch	2/3
Bearing	single
Coupling	Flexible disc

Alternator Accessories	
PMG + MX341 AVR	Yes

Main Accessories Specifications

Base Frame Assembly		Qty.
Base Fuel Tank	24h Bunded Base Fuel Tank	1
Battery	80AH/24V Battery	1
Battery Isolate Switch	Padlock Box	1
Battery Isolate Switch	Single Pole Starter Isolate Switch	1
Battery Isolate Switch	Double Poles Isolate Switch	1
Lugs	AU Certified Lifting Point 3t	2
Fuel Pipes & Valves	Three-way Valve	1
Fuel Level Gauge	Mechanical Fuel Level Gauge	1
Fuel Level Gauge	Electronic Fuel Level Sensor	1
Air Inlet System		Qty.
Air Inlet Filter	Dual-element air filter with indicator	1
Canopy Assembly		Qty.
Rock Wool & Mesh Plate	Rock wool with mesh plate	1
Special Treatment for Canopy	Canopy	1
Door Lock	304 stainless steel door lock	1
Hinge	304 stainless steel hinge	1
Switchgear		Qty.
ABB MCCB	ABB MCCB MOTORIZED 4P 400A	1
Australian Electrical Standard	MEN & SAA Cables	1
Leakage Relay & Zero Sequence	JUREN RCD RELR-3DS/DC24V Type A	1
Control Panel Assembly		Qty.
Smartgen Floating charger	MPMC BAC06	1
Comap Controller	IAMF25	1
Others		1
Smoke Exhaust System Assembly		Qty.
Fiberglass Insulation	High temperature electronic glass fiber barrier(Width:180mm)	5
Smoke Exhaust Pipes	Shockproof joint (304ss.)	1
Residential Grade Silencer	Residential Grade Silencer	2