

## MCS1000S-1-SCS


Powered by **CUMMINS**

\*PHOTOS FOR REFERENCE ONLY



*Heavy duty engine, replaceable filters, anti-vibration mount, operation manuals.*





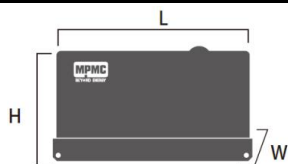
# GENSET

hire and sales australia

## General Information

|                           |          |
|---------------------------|----------|
| Rated Prime Power (kVA)   | 1000     |
| Rated Prime Power (kW)    | 800      |
| Rated Standby Power (kVA) | 1100     |
| Rated Standby Power (kW)  | 880      |
| Rated Frequency (HZ)      | 50HZ     |
| Rated Speed (RPM)         | 1500RPM  |
| Rated Voltage (V)         | 415      |
| PF                        | 0.8      |
| Control System            | Digital  |
| Engine Model              | KTA38-G5 |
| Alternator Model          | S6L1D-E4 |

## Dimensions & Weight



MCS1000S-1-SCS, 1600L bunded fuel tank; 20HC;


Note: Specifications and illustrations are subject to revision without notice.

## Engine Specifications

### Engine

|                                  |                              |
|----------------------------------|------------------------------|
| Engine Model                     | KTA38-G5                     |
| Manufacturer                     | CUMMINS                      |
| Place of Origin                  | India                        |
| Emission                         | NA                           |
| Cylinder Arrangement             | 60°V                         |
| Number of Cylinders              | 16                           |
| Cycle                            | 4 stroke                     |
| Aspiration                       | Turbocharged and Aftercooled |
| Bore x Stroke (mm)               | 159 x 159 (mm)               |
| Displacement (L)                 | 50 L                         |
| Speed Governor                   | E                            |
| Switchable                       | N                            |
| Engine Gross Prime Power (kW)    | 880                          |
| Engine Gross Max. Power (kW)     | 970                          |
| Lube-oil Capability (L)          | 177 L                        |
| Fuel Consumption@110% load (L/h) | 287.1                        |
| Fuel Consumption@100% load (L/h) | 261                          |
| Fuel Consumption@75% load (L/h)  | 195.75                       |





# GENSET

hire and sales australia

|   |        |
|---|--------|
| Fuel Consumption@50% load (L/h)         | 130.5  |
| Starter Motor/ Charger Alternator (Vdc) | 24 Vdc |

| Engine Accessories       |  |
|--------------------------|--|
| Crankshaft breathing box | Yes  |
| 1000FG                   | Fuel/Water Separator                                 |
| For KTA38-G5 (India)     | 50°C Off-engine motor drive up-exhaust 20GP Radiator |
| DC electrical oil pump   | Yes  |


## Alternator Specifications

| Alternator               |               |
|--------------------------|---------------|
| Alternator Model         | S6L1D-E4      |
| Manufacturer             | Stamford      |
| Rated Output Power (kVA) | 1050          |
| Alternator Type          | Brushless     |
| Phase                    | 3             |
| Poles                    | 4             |
| Exit Leads               | 6             |
| Rated Voltage (V)        | 415           |
| Rated Speed (RPM)        | 1500RPM       |
| IP Protection Class      | IP 23         |
| Insulation Grade         | H             |
| Winding Pitch            | 2/3           |
| Bearing                  | single        |
| Coupling                 | Flexible disc |

| Alternator Accessories     |     |
|----------------------------|-----|
| PMG + MX321 AVR (standard) | Yes |

## Main Accessories Specifications

| Base Frame Assembly    |   | Qty. |
|------------------------|---|------|
| Base Fuel Tank         | 1600L base Fuel Tank                    | 1    |
| Battery                | 240AH/24V Battery                       | 1    |
| Battery Isolate Switch | Padlock Box                             | 1    |
| Battery Isolate Switch | Single Pole Starter Isolate Switch      | 1    |
| Battery Isolate Switch | Double Poles Isolate Switch             | 1    |
| Fuel Pipes & Valves    | Three-way Valve                         | 1    |
| Fuel Level Gauge       | Electronic Fuel Level Sensor            | 1    |
| Container-type Canopy  |   | Qty. |
| Customised Parts       | Air inlet filter for engine compartment | 1    |



# GENSET

hire and sales australia

|                                      |  |             |
|--------------------------------------|--|-------------|
| MPMC Standard Container              | 20HC for SCS                           | 1           |
| <b>Air Inlet System</b>              |  | <b>Qty.</b> |
| Air Inlet Filter                     | Dual-element air filter with indicator | 2           |
| <b>Switchgear</b>                    |  | <b>Qty.</b> |
| ABB MCCB                             | ABB MCCB MOTORIZED 4P 1600A            | 1           |
| Australian Electrical Standard       | MEN & SAA Cables                       | 1           |
| Leakage Relay & Zero Sequence        | JUREN RCD RELR-3DS/DC24V Type A        | 1           |
| Leakage Relay & Zero Sequence        | ABB Toroid TR3                         | 1           |
| Leakage Relay & Zero Sequence        | ABB ELR RD3-48                         | 1           |
| <b>Control Panel Assembly</b>        |  | <b>Qty.</b> |
| Sensor                               | Leakage level sensor                   | 1           |
| Smartgen Floating charger            | MPMC BAC06                             | 1           |
| Comap Controller                     | IG-500 G2                              | 1           |
| Others                               | 10 meters parallel communication cable | 1           |
| <b>Smoke Exhaust System Assembly</b> |  | <b>Qty.</b> |
| Smoke Exhaust Pipes                  | Shockproof joint (304ss.)              | 1           |
| Critical Grade Silencer              | Critical Grade Silencer                | 1           |

